



Doncaster
Council

Sheep Dip Lane

Early Years Foundation
Stage Profile

2023

Data updated: 1 August 2023

BUY DONCASTER

General notes on the data

This report uses the data that was available on 1 August 2023. Figures for the school, LA and national may change following checking and validation, and the figures given here may therefore differ from the final data published by DfE and in ASP (Analyse School Performance).

For the 2023 report, trend charts are limited to just 2 years, because schools did not complete an EYFSP in 2021 because of Covid. With significant changes to the framework, including the removal of the "exceeding (3)" grade and the revision and reconfiguration of the areas of learning and the early learning goals, it is not possible to provide a meaningful comparison with previous years.

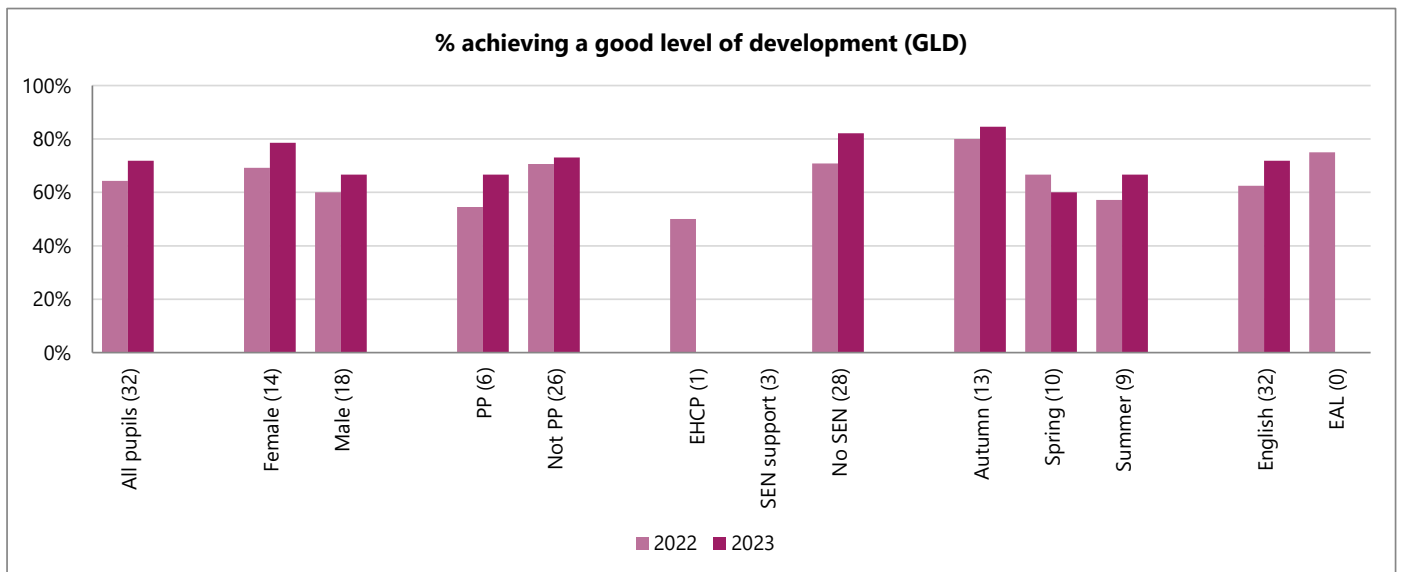
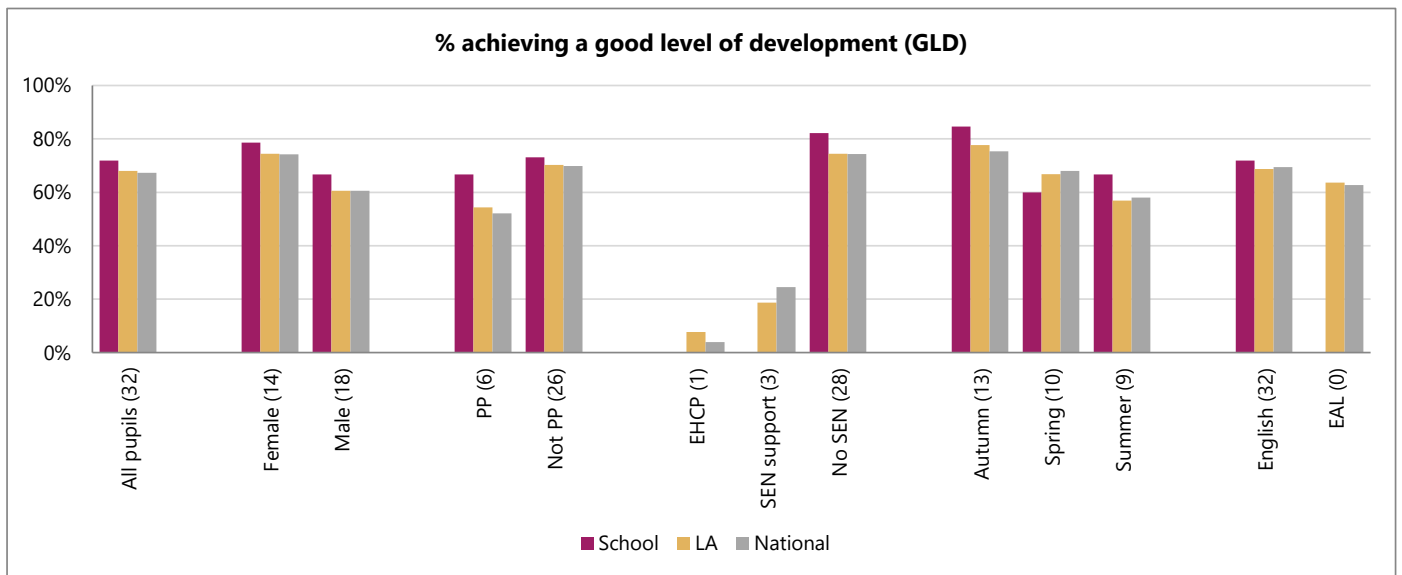
If your school has any foreign languages spoken as a first language by at least 3 pupils, you will see a breakdown of GLD, All ELGs (early learning goals) and TPS (total point score) by first language. This page will only show details for languages spoken by at least 3 pupils. Any other languages spoken by only 1 or 2 pupils will be combined as "Other languages".

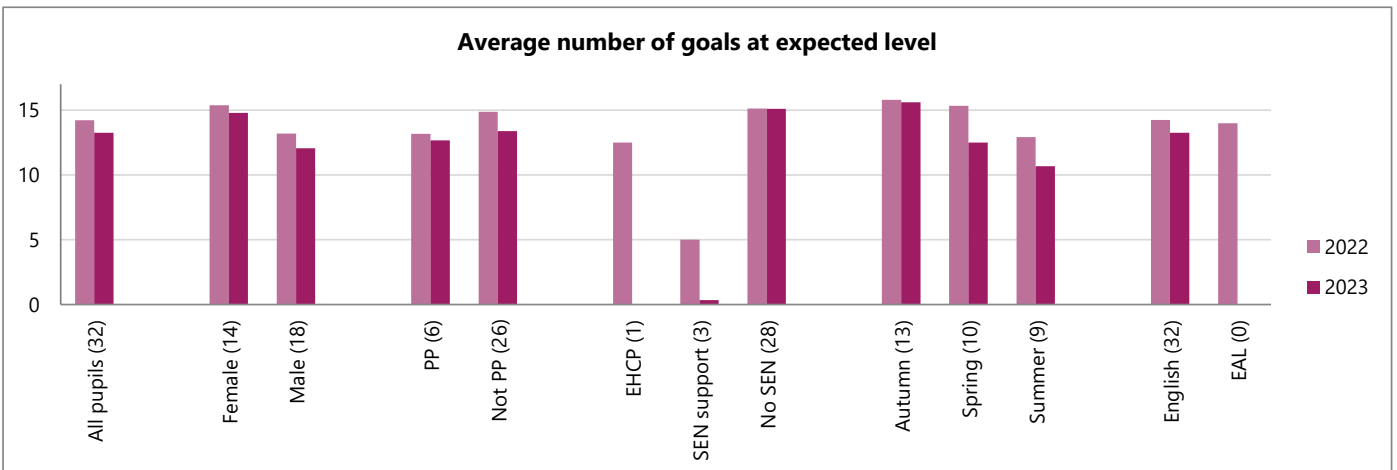
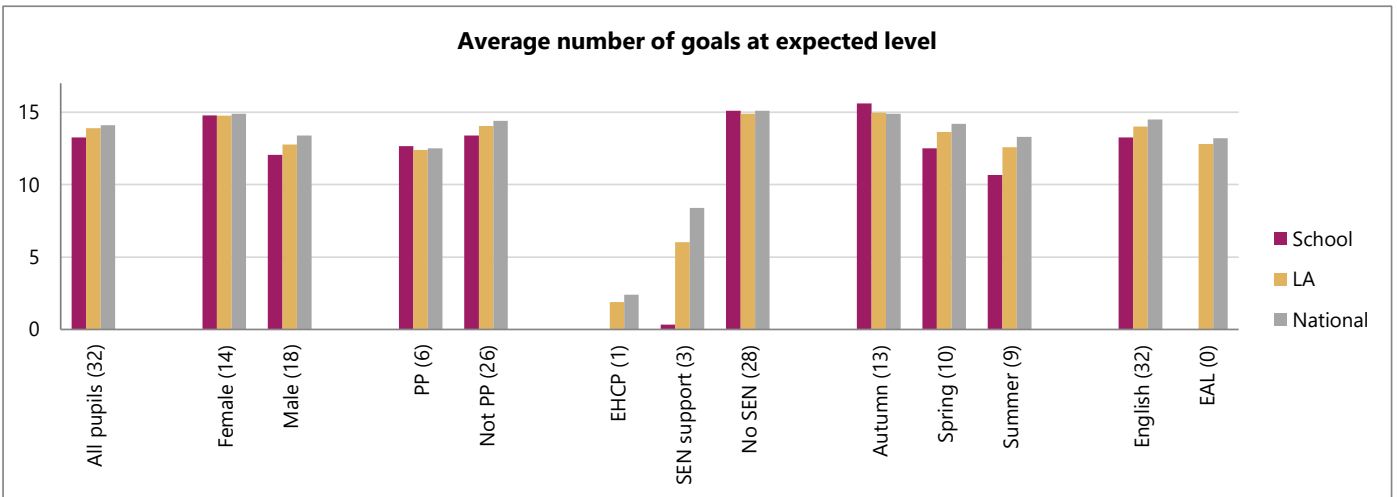
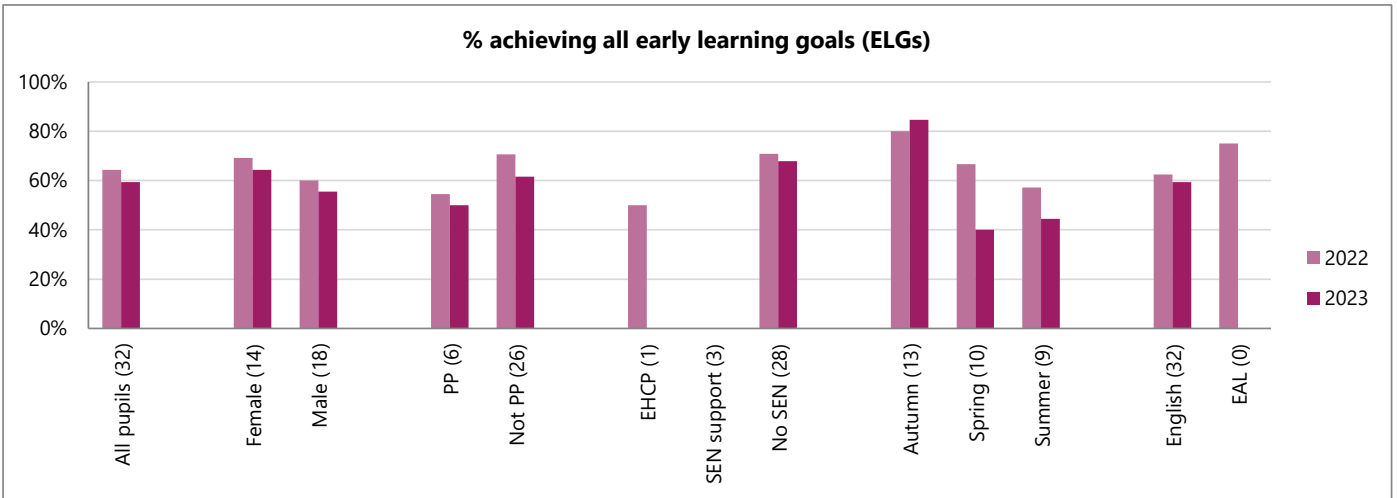
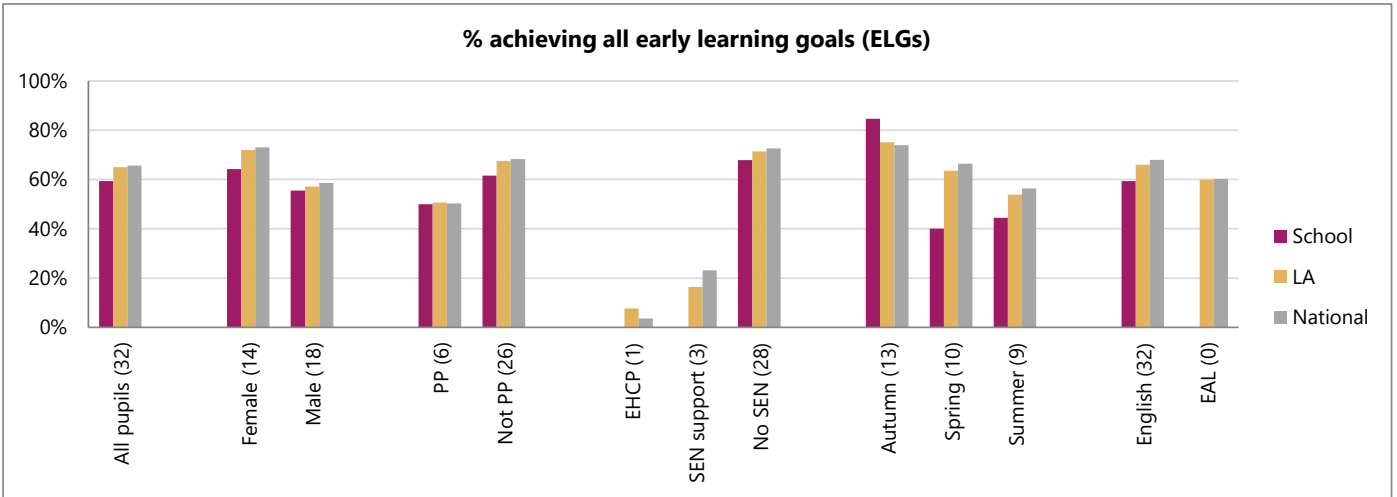
If your school has any ethnic minority groups of at least 3 pupils, you will see a breakdown of GLD, All ELGs (early learning goals) and TPS (total point score) by ethnicity. This page will only show details for ethnicities with at least 3 pupils. Any other ethnicities with only 1 or 2 pupils will be combined as "Other ethnicities".

Term of birth data counts September to December as Autumn, January to April as Spring, and May to August as Summer, in line with DfE methodology.

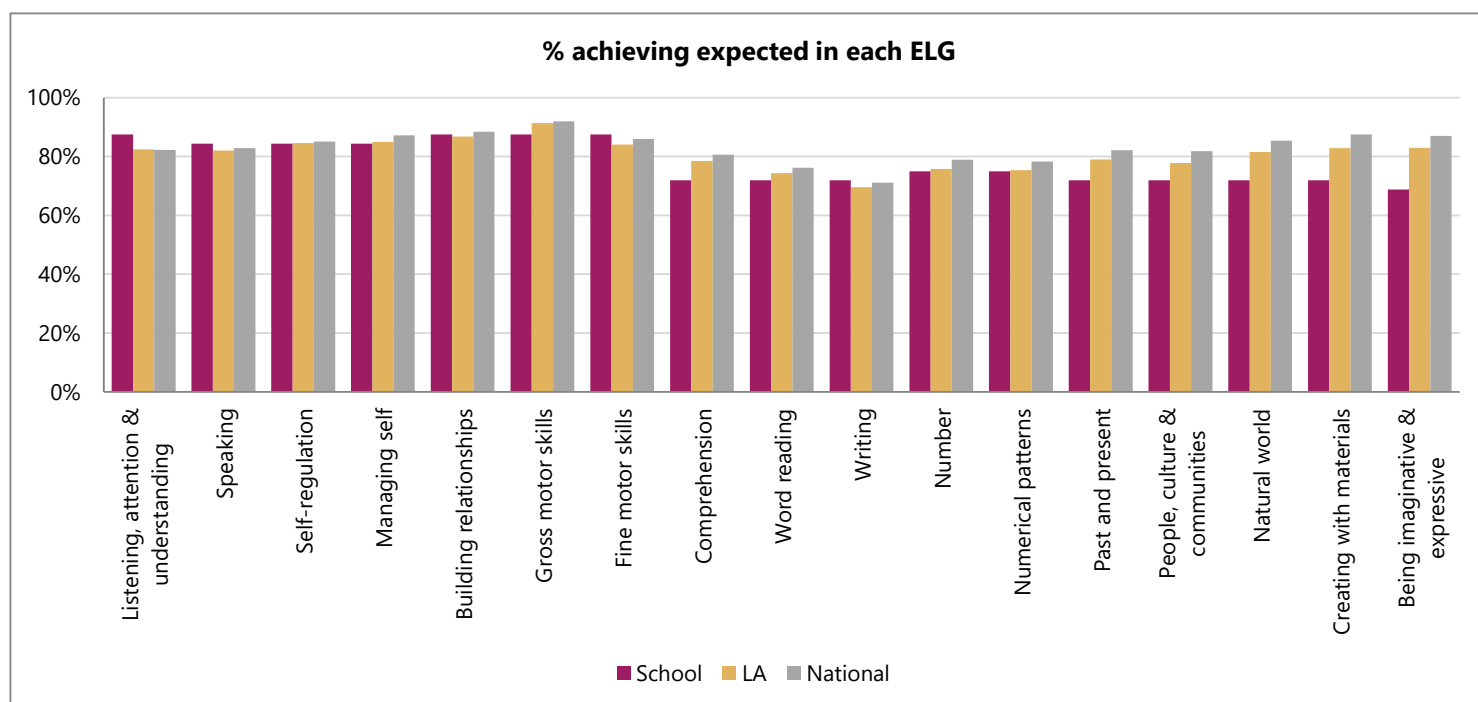
		Areas of learning	Early learning goals
<p>Good level of development</p> <p>In order for a pupil to reach a good level of development, they must achieve the expected level in all 12 of these goals.</p>	<p>Prime learning goals</p>	<p>Communication and language</p>	Listening, attention and understanding
			Speaking
		<p>Personal, social and emotional development</p>	Self-regulation
			Managing self
			Building relationships
		<p>Physical development</p>	Gross motor skills
	Fine motor skills		
	<p>Specific learning goals</p>	<p>Literacy</p>	Comprehension
			Word reading
			Writing
		<p>Mathematics</p>	Number
			Numerical patterns
<p>Understanding the world</p>		Past and present	
		People, culture and communities	
		The natural world	
<p>Expressive arts and design</p>	Creating with materials		
	Being imaginative and expressive		

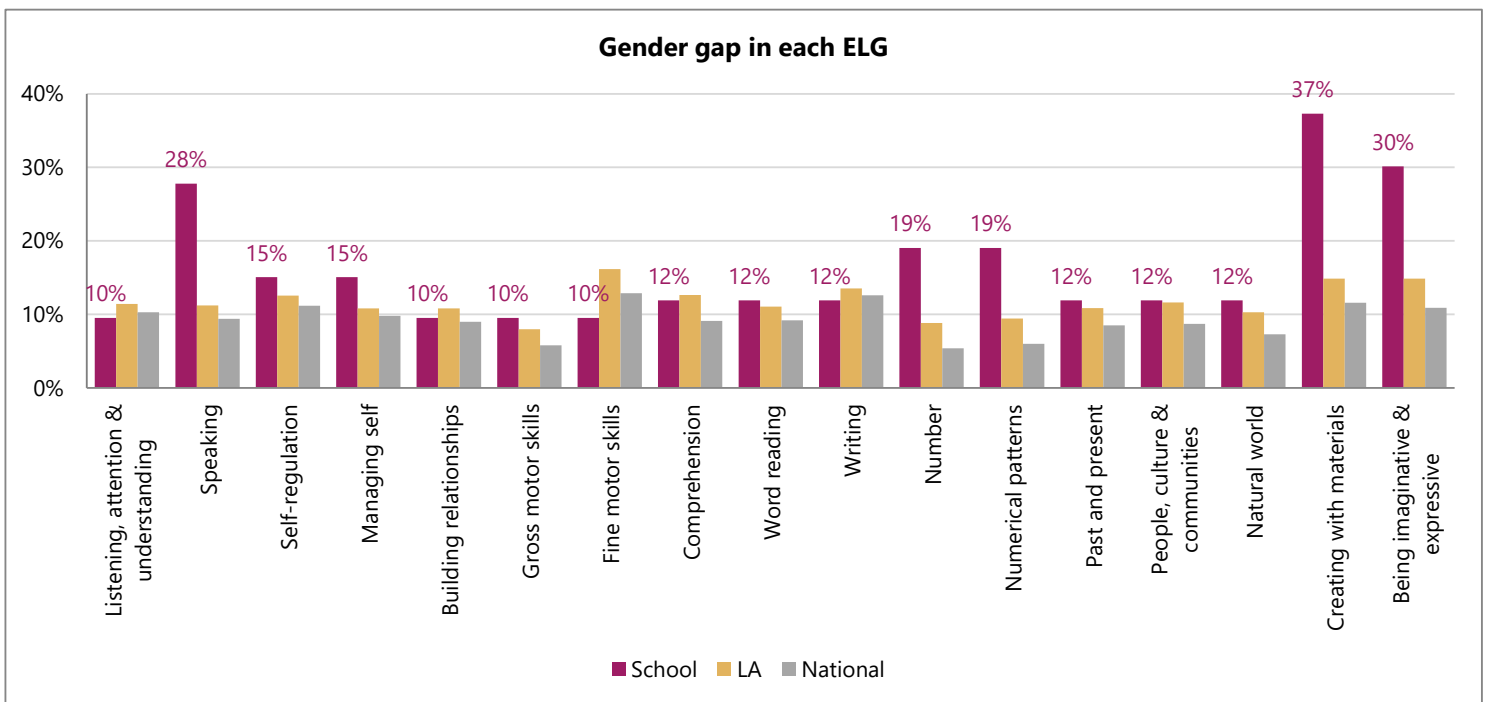
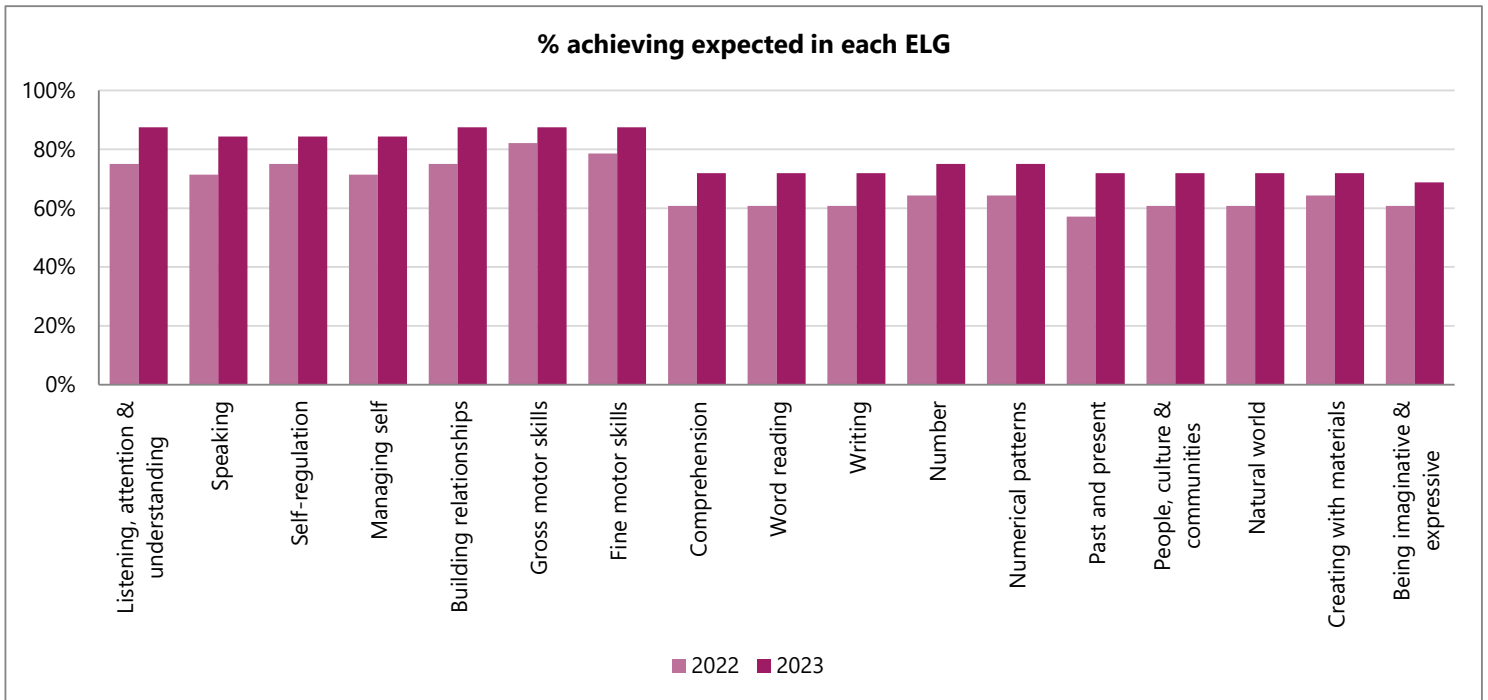
	School				Doncaster				National			
	% of cohort	GLD	All ELGs	Av Exp	% of cohort	GLD	All ELGs	Av Exp	% of cohort	GLD	All ELGs	Av Exp
All pupils (32)	100%	72%	59%	13.3	100%	68%	65%	13.9	100%	67%	66%	14.1
Female (14)	44%	79%	64%	14.8	49%	74%	72%	14.8	49%	74%	73%	14.9
Male (18)	56%	67%	56%	12.1	52%	61%	57%	12.8	51%	61%	59%	13.4
PP (6)	19%	67%	50%	12.7	19%	54%	51%	12.4	15%	52%	50%	12.5
Not PP (26)	81%	73%	62%	13.4	82%	70%	68%	14.1	85%	70%	68%	14.4
EHCP (1)	3%	0%	0%	0.0	1%	8%	8%	1.9	3%	4%	4%	2.4
SEN support (3)	9%	0%	0%	0.3	10%	19%	16%	6.0	9%	25%	23%	8.4
No SEN (28)	88%	82%	68%	15.1	87%	74%	71%	14.9	88%	74%	73%	15.1
Autumn (13)	41%	85%	85%	15.6	35%	78%	75%	15.0	35%	75%	74%	14.9
Spring (10)	31%	60%	40%	12.5	33%	67%	64%	13.6	32%	68%	66%	14.2
Summer (9)	28%	67%	44%	10.7	34%	57%	54%	12.6	34%	58%	56%	13.3
English (32)	100%	72%	59%	13.3	83%	69%	66%	14.0	79%	69%	68%	14.5
EAL (0)	0%				15%	64%	60%	12.8	21%	63%	60%	13.2





	School			LA			National		
	All	Female	Male	All	Female	Male	All	Female	Male
Listening, attention & understanding	88%	93%	83%	82%	88%	77%	82%	87%	77%
Speaking	84%	100%	72%	82%	88%	77%	83%	88%	78%
Self-regulation	84%	93%	78%	85%	91%	78%	85%	91%	80%
Managing self	84%	93%	78%	85%	91%	80%	87%	92%	82%
Building relationships	88%	93%	83%	87%	92%	82%	88%	93%	84%
Gross motor skills	88%	93%	83%	91%	95%	87%	92%	95%	89%
Fine motor skills	88%	93%	83%	84%	92%	76%	86%	93%	80%
Comprehension	72%	79%	67%	78%	85%	72%	81%	85%	76%
Word reading	72%	79%	67%	74%	80%	69%	76%	81%	72%
Writing	72%	79%	67%	70%	77%	63%	71%	78%	65%
Number	75%	86%	67%	76%	80%	71%	79%	82%	76%
Numerical patterns	75%	86%	67%	75%	80%	71%	78%	81%	75%
Past and present	72%	79%	67%	79%	85%	74%	82%	87%	78%
People, culture & communities	72%	79%	67%	78%	84%	72%	82%	86%	78%
Natural world	72%	79%	67%	82%	87%	77%	85%	89%	82%
Creating with materials	72%	93%	56%	83%	91%	76%	88%	93%	82%
Being imaginative & expressive	69%	86%	56%	83%	91%	76%	87%	93%	82%





	School			LA			National		
	EHCP	SEN supp.	No SEN	EHCP	SEN supp.	No SEN	EHCP	SEN supp.	No SEN
<i>% of cohort</i>	3%	9%	88%	1%	10%	89%	3%	9%	88%
Listening, attention & understanding	0%	0%	100%	10%	34%	89%	11%	44%	89%
Speaking	0%	33%	93%	8%	34%	89%	10%	45%	89%
Self-regulation	0%	0%	96%	10%	32%	92%	11%	47%	92%
Managing self	0%	0%	96%	8%	34%	92%	12%	52%	93%
Building relationships	0%	0%	100%	13%	39%	94%	15%	56%	94%
Gross motor skills	0%	0%	100%	18%	57%	97%	26%	69%	97%
Fine motor skills	0%	0%	100%	10%	39%	91%	15%	54%	92%
Comprehension	0%	0%	82%	10%	31%	86%	12%	45%	87%
Word reading	0%	0%	82%	13%	34%	81%	17%	43%	92%
Writing	0%	0%	82%	10%	24%	76%	9%	33%	78%
Number	0%	0%	86%	13%	35%	82%	16%	48%	85%
Numerical patterns	0%	0%	86%	10%	34%	82%	14%	46%	84%
Past and present	0%	0%	82%	10%	31%	86%	11%	47%	89%
People, culture & communities	0%	0%	82%	10%	29%	85%	10%	46%	88%
Natural world	0%	0%	82%	13%	35%	88%	14%	54%	91%
Creating with materials	0%	0%	82%	10%	40%	89%	16%	58%	93%
Being imaginative & expressive	0%	0%	79%	13%	40%	89%	16%	57%	93%

	School				LA				National			
	PP	Not PP	English	EAL	PP	Not PP	English	EAL	PP	Not PP	English	EAL
<i>% of cohort</i>	19%	81%	100%	0%	19%	81%	85%	15%	15%	85%	79%	21%
Listening, attention & understanding	100%	85%	88%	-	77%	84%	84%	75%	73%	83%	85%	75%
Speaking	67%	88%	84%	-	76%	83%	85%	71%	74%	84%	86%	74%
Self-regulation	83%	85%	84%	-	78%	86%	85%	84%	77%	87%	86%	83%
Managing self	83%	85%	84%	-	78%	87%	86%	85%	80%	89%	88%	85%
Building relationships	100%	85%	88%	-	81%	88%	88%	85%	82%	90%	90%	86%
Gross motor skills	100%	85%	88%	-	88%	92%	92%	92%	88%	93%	93%	91%
Fine motor skills	100%	85%	88%	-	77%	86%	85%	84%	78%	88%	87%	85%
Comprehension	67%	73%	72%	-	70%	80%	81%	70%	70%	83%	84%	72%
Word reading	67%	73%	72%	-	63%	77%	76%	71%	62%	79%	78%	72%
Writing	67%	73%	72%	-	56%	73%	71%	66%	56%	74%	73%	67%
Number	67%	77%	75%	-	66%	78%	78%	70%	66%	81%	81%	74%
Numerical patterns	67%	77%	75%	-	65%	78%	77%	70%	66%	81%	81%	73%
Past and present	67%	73%	72%	-	70%	81%	82%	67%	72%	84%	85%	73%
People, culture & communities	67%	73%	72%	-	68%	80%	80%	67%	72%	84%	85%	73%
Natural world	67%	73%	72%	-	74%	83%	84%	71%	77%	87%	88%	77%
Creating with materials	50%	77%	72%	-	76%	84%	84%	79%	80%	89%	89%	83%
Being imaginative & expressive	50%	73%	69%	-	76%	85%	85%	76%	80%	88%	89%	81%